

## 2020–21 investment and impact

### The Australian cotton industry in 2020–21



### CRDC's investment in 2020–21

 **\$16.9 million**  
CRDC's investment in cotton RD&E on behalf of cotton growers and the Australian Government

 **188**  
RD&E projects

 **85**  
research partners

### 5 – KEY PROGRAM AREAS

 Increasing productivity and profitability on Australian cotton farms;

 Improving cotton farming sustainability and value chain competitiveness;

 Building the adaptive capacity of the Australian cotton industry;


 Strengthening partnerships and adoption;


 Driving RD&E impact.

### CRDC impact

**100%** the number of CRDC's investments in 2020–21 that have been in partnership with the cotton industry.

**365** the number of stakeholders that provided feedback to the Australian cotton industry's draft sustainability targets during consultation in 2021–22.

 **55 per cent**  
the number of CRDC's investments in cross-sectoral collaborative projects.


 **96 per cent**  
the percentage of 2020 Cotton Grower Survey respondents who agreed CRDC is a trusted information source. 91 per cent said they were supportive of CRDC's investments.

 **12.5 per cent**  
the targeted increase in irrigated cotton water-use efficiency that CRDC is helping the industry to achieve every five years under the sustainability targets.

**7** major collaborative projects that CRDC has led or actively participated in during 2021–22 under two government initiatives: Rural R&D for Profit, and the National Landcare Program Smart Farming Partnership.

**9** the number of priority areas for the cotton industry under the industry's sustainability targets: water, carbon, biodiversity, pesticides, soil health, quality of work life, wellbeing and social capital, efficiency, and profitability.

### CRDC impact

 (Almost) **50 per cent** the reduction in water needed to grow a bale of cotton over the past 25 years. An analysis of available water use data shows the industry has almost halved the amount of water needed to grow a bale of cotton since 1996.

**15** the number of participants in the 2021 Australian Future Cotton Leaders program.

 **77 per cent**

the reduction in the amount of herbicide used by the new John Deere See & Spray Select™ technology, underpinned by CRDC research, compared to traditional spraying.

 **70 per cent**

the percentage of Smarter Irrigation for Profit Phase 2 participants who intend to make management practice changes to their irrigation systems in the next 12 months.

**630 students** the number of enrolments in the UNE Cotton Production Course over the past 10 years, supported by CRDC and the former Cotton Cooperative Research Centres (CRCs).

**9** the number of local grower-led projects CRDC invested in through its Grassroots Grants program in 2020–21, taking the total number of projects supported since it began to 82.

**6** the number of global initiatives CRDC participates in on behalf of the cotton industry.

**52** the number of applications received by CRDC's challenge to revolutionise spray application through the Business Research and Innovation Initiative (BRII) program, resulting in six feasibility studies.

**\$600,000** the minimum contribution of Country Road to a partnership with CRDC, Cotton Australia, and Landcare Australia to improve biodiversity on Australian cotton farms.

**2.3 million** the number of collective views that the 213 CRDC-supported best practice videos have amassed on the CottonInfo YouTube channel as at May 2021.

**75 ha** the area of field trials established under the Cotton Landcare Tech Innovations project to trial revegetation methods: tubestock, direct and drone seeding.

**14,000 ha** the area of cotton grown in Northern Australia in 2020–21, an increase from less than 1,000 hectares in 2016–17.